

# HOLLAND & THOMAS, L.L.C. - LAND SURVEYORS

202 West Street Johnson Creek, WI 53038 (920) 699-3305

## PLAT OF SURVEY

FOR LOT 1 OF GREYSTONE ESTATES, BEING A SUBDIVISION OF PART OF THE SE 1/4 AND SW 1/4 OF THE NORTHWEST QUARTER AND NE 1/4 AND NW 1/4 OF THE SOUTHWEST QUARTER OF SECTION 14, TOWN 4 NORTH, RANGE 18 EAST, TOWN OF EAST TROY, WALWORTH COUNTY, WISCONSIN.

UNPLATTED LANDS

$S 89^{\circ} 57' 37'' E 671.74'$

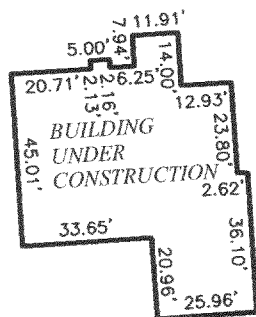
1.25" REBAR

3/4" REBAR

LOT 1  
601848 SQ. FT.  
13.8165 ACRES

$N 06^{\circ} 00' 00'' W 1015.30'$

LOT 2



DETAIL

BUILDING UNDER CONSTRUCTION  
SEE DETAIL

24" DRAINAGE & UTILITY EASEMENT

EDGE OF PAVEMENT

STONE SCHOOL ROAD  
(66' R-O-W)

$N 00^{\circ} 00' 14'' E 958.38'$

103.41

100.9

98.9

736.6'

97.9'

246.4'

279.7'

100' X 150' VISION  
CORNER EASEMENT  
PER FINAL PLAT

50.0'

150.8'

50.0'

1.25" REBAR  
12" UTILITY EASEMENT

DUE EAST 210.04'

1.25" REBAR

GREYSTONE CIRCLE  
(66' R-O-W)

CI

$RAD = 1233.00'$

$ARC = 301.28'$

$CHD = 300.53'$

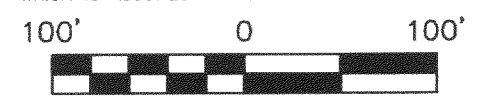
$C.B. = N 83^{\circ} 00' 00'' E$

$L1 N 76^{\circ} 00' 00'' E 58.97'$

State of Wisconsin }  
County of Jefferson } SS.

We, Holland & Thomas, L.L.C., do hereby certify that we have made this survey and that the information as shown on the above Plat of Survey is a true and correct representation thereof.


BEARINGS ARE REFERENCED TO THE EAST LINE OF THE NORTHWEST QUARTER OF SECTION 14-4-18, WHICH IS ASSUMED TO BEAR  $N 00^{\circ} 00' 14'' E$ .



**LEGEND:** These standard symbols may be found in the drawing.

- Lot Corner (Found) w/desc.
- Utility Pedestal
- Elec. Trans. Box
- Easement Boundary
- - - Setback Line
- - - Wetland Boundary per Final Plat
- ~ Treeline

IF THE SURVEYOR'S SEAL IS NOT RED, THE PLAN IS A COPY THAT SHOULD BE ASSUMED TO CONTAIN UNAUTHORIZED ALTERATIONS. THE CERTIFICATION CONTAINED ON THIS DOCUMENT DOES NOT APPLY TO COPIES UNLESS THEY TOO HAVE A RED STAMP OVER THE PHOTOCOPIED STAMP BY SAME SURVEYOR.



OWNER: Jeff & Janell Kent

BUILDER: Castle Homes, LLC  
W349 S8989 Nesting Ct.  
Eagle, WI 53119  
PH: (262) 594-5651  
FAX: (262) 594-5652

